

COSMO
GUTES KLIMA
BESSER LEBEN

ZigBee Repeater

Model: **CFRWN**



Quick Guide



March 2020
V003

COSMO GmbH
Brandstücken 31
22549 Hamburg
info@cosmo-info.de
www.cosmo-info.de

COSMO
GUTES KLIMA
BESSER LEBEN

INTRODUCTION

If your Smart Home system has more than 32 battery-powered devices, alongside the ZigBee Coordinator of the **CFKL8** Wiring Centre you must add a **CFRWN** ZigBee repeater.

You must also add a **CFRWN** repeater if the battery-powered devices in your Smart Home system are too far away from the mains-powered devices.

Note: **CFRWN** Repeater must be connected to the network **FIRST!**

PRODUCT COMPLIANCE

This product complies with the essential requirements and other relevant provisions of Directives: EMC 2014/30/EU, RED 2014/53/EU and RoHS 2011/65/EU. (P) 2405-2480MHz; <14dBm

SAFETY INFORMATION

Use in accordance with the regulations. Indoor use only. Keep your device completely dry. Disconnect your device before cleaning it with a dry cloth. This accessory must be fitted by a competent person, and installation must comply with the guidance, standards and regulations applicable to the city, country or state where the product is installed. Failure to comply with the relevant standards could lead to prosecution.

BOX CONTENT



Quick Guide




CFRWN



1 x EU Plug Adapter

DEVICES THAT CAN BE CONNECTED



POWER UP

1



Plug

+



Repeater

2



Plug the repeater into the adaptor.

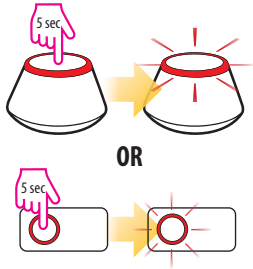
3




Plug the repeater into the power outlet.

INSTALLATION - OFFLINE

1 Open the ZigBee network



2



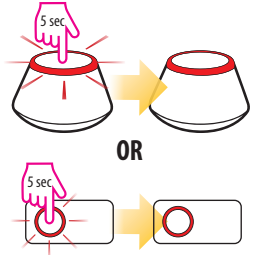
The repeater button flashes red. Press and release the repeater button.

3



The LED goes solid red to show it is connected to the network.

4 Close the ZigBee network



INSTALLATION - ONLINE

1

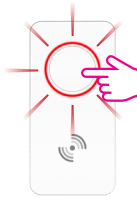


Scan for equipment

2



3



4

Connect equipment



Name this equipment
CFRWN



Finish



FACTORY RESET

1



Press the repeater button for 15 seconds to delete it from the network.

2



The button colour changes to amber to indicate deletion.

At this point, you cannot cancel the procedure.

Note:

After you have deleted the repeater from the ZigBee network, it will need to be re-installed.

Also, if you delete the repeater, all the thermostats connected to the repeater will lose their connection to the network.